

# THE AMERICAN BOARD OF NEUROSCIENCE NURSING



Stroke Certified Registered Nurse (SCRN®)

## 2023 Candidate Handbook

*(For candidates sitting for the exam on or after September 1, 2023)*

The American Board of Neuroscience Nursing  
8735 W. Higgins Rd. Suite 300  
Chicago, IL 60631  
Toll-free: 888/557-2266 | 847/375-4733 | Fax: 847/375-6430  
[www.abnncertification.org](http://www.abnncertification.org)

American Board of Neuroscience Nursing Certification Examinations .....	3
ABNN Purposes .....	3
SCRN Eligibility Requirements .....	3
Application Deadlines .....	3-4
Examination Application Fees .....	4
Refund of Application Fees .....	4
Application Audits .....	4
Examination Administration .....	4-5
Requests for Testing Accommodations .....	5
Scheduling an Examination Appointment .....	6-10
Rescheduling an Examination Date .....	10
Exam Window Postponement .....	11
Exam Application Cancellation .....	11
Missed appointments and Cancellations .....	11
Inclement Weather, Power Failure, or Emergency .....	11
Computer-Based Testing (CBT) Examination Procedures .....	12
Taking the Examination .....	12
In-Person Test Takers .....	12
Remote Proctoring Test Takers .....	12-13
Examination Restrictions .....	14
Misconduct .....	14
Practice Examination .....	14
Timed Examination .....	15
Notification of Examination Results .....	15
Confidentiality of Examination Results .....	15
Duration of Certification .....	16
The SCRN Credential .....	16
Revocation of Certification .....	16
Irregularities in Testing .....	16
Denial of Application and Appeal .....	16
Copyrighted Examination Questions .....	16
The Examination .....	17
Commonly Asked Questions about the SCRN Examination .....	17
Scope of the Examination .....	18
Examination Construction .....	18
SCRN Examination Content Outline .....	19-22
Request for Special Examination Accommodations Form .....	23-24
Request for Duplicate SCRN Examination Score Report .....	25

# American Board of Neuroscience Nursing Certification Examinations

The American Board of Neuroscience Nursing (ABNN) is the independent, not-for-profit corporation established to design, implement and evaluate a certification program for professional nurses involved in the specialty practice of Neuroscience Nursing and its subspecialties. ABNN is solely responsible for the development, administration and evaluation of the certification programs. Neuroscience Nursing is the diagnosis and treatment of actual or potential patient and family responses to nervous system function and dysfunction across the healthcare continuum. The ABNN advances neuroscience nurses' practice and contributions to neurological health through certification of registered nurses.

Certification in Stroke Nursing is the formal recognition of the attainment and demonstration of a unique body of knowledge necessary for the practice of Stroke Nursing. In awarding the Stroke Certified Registered Nurse (SCRN) credential, ABNN recognizes nurses who demonstrate the attainment of this knowledge through successful completion of the certification examination or renewal recertification through the accumulation of continuing education credits consistent with established policies. The SCRN certification program was developed in 2013 to formally recognize professional achievement and to promote excellence in Stroke Nursing.

## I. ABNN Purposes

- Encourage the study of Neuroscience Nursing and its subspecialties
- Promote and advance the practice of Neuroscience Nursing through specialty certifications
- Determine minimum requirements for individuals who seek certification in Neuroscience Nursing and its subspecialties
- Conduct an examination for certification of qualified candidates
- Provide a mechanism for recertification in Neuroscience Nursing and its subspecialties

## II. SCRN Eligibility Requirements

1. The candidate must have current, unrestricted licensure as a Registered Nurse in the United States, Canada or in any of the U.S. Territories that grant licensure utilizing the U.S. State Board Test Pool Exam or National Council for Licensure Exam. Candidates from other countries will be considered if they meet a comparable licensure requirement and can read and understand the English Language. **All candidates for the SCRN exam will be subject to an audit to validate their current licensure.**
2. The candidate must be a professional nurse engaged in clinical practice or as a consultant, researcher, administrator or educator who has had one (1) year full-time (2,080 hours) of direct or indirect stroke nursing practice as a registered nurse within the three (3) years immediately preceding the time of application.
  - a. Direct Stroke Nursing practice is defined as involvement in the nursing process in a clinical setting where the nursing actions and judgments are focused on a particular individual, family or group of individuals where there is continuing professional responsibility and accountability for the outcomes of these actions.
  - b. Indirect Stroke Nursing practice is defined as involvement that includes time spent in clinical supervision of students and/or staff, research or consultation.
3. The candidate must complete the online SCRN certification application and submit it with the appropriate fee, all of which must be received by the ABNN Office prior to the application deadline.
4. The ABNN does not discriminate against candidates for certification on the basis of age, race, religion, sex, national origin, marital status, sexual orientation, disability, or gender identity.

If you have any questions regarding eligibility, please email [info@abnncertification.org](mailto:info@abnncertification.org)

## III. Application Deadlines

Applications for each exam administration and the applicable fee **must be submitted** online at [www.abnncertification.org](http://www.abnncertification.org) by no later than 5:00 p.m. (Central time) by the deadlines listed below:

Application Deadline	Exam Window Begin Date	Exam Window End Date
January 12, 2023	February 1, 2023	February 28, 2023
April 6, 2023	May 1, 2023	May 31, 2023
August 10, 2023	September 1, 2023	September 30, 2023

Candidates are encouraged to submit the application and fee online well in advance of the deadline to allow time to supply any additional required information noted during the application review process. ABNN reserves the right to request additional

documentation to verify experience eligibility. Deficiencies cannot be corrected after the deadline. If paying by check, complete the application online, hit "Pay via Check" and mail the check including all of the information below:

Payable to: ABNN  
Address: PO Box 3781 Oak Brook, IL 60522  
Amount: (see Fees section below)  
Applicant Name:  
Reference Number: (listed on application)

**Faxed applications will not be accepted under any circumstances.** Candidates should keep a copy of the application for their records. If you need assistance completing the forms, or have questions about the status of your application, contact ABNN toll-free at 888/557-2266.

#### IV. Examination Application Fees

If paying by credit card:

<b>AANN Member:</b>	\$300
<b>Non-member:</b>	\$400

If paying by check:

<b>AANN Member:</b> (check payable to ABNN)	\$325
<b>Non-member:</b> (check payable to ABNN)	\$425

#### V. Refund of Application Fees

A candidate who has not scheduled their examination date and location with the testing company who wishes to cancel their examination application must contact the ABNN office **7 days prior to the exam eligibility end date**. Exam withdrawals **received** by the ABNN office at least 7 days prior to the exam eligibility end date will receive a refund of their application fee minus a **\$100** administrative fee. **Please note:** If a candidate has already scheduled their examination date and location with the testing company, the candidate will not be eligible for a refund. An applicant who does not complete the audit process will not receive a refund.

#### VI. Application Audits

ABNN randomly audits 5% of certification applications. If selected for audit, the candidate's supervisor submitted on the application will receive an email to verify their work experience. Candidates will also need to upload their RN licensure in the system. Other applications may be audited at the discretion of the ABNN Board. Failure to provide requested documentation for an audit will result in the denial of the candidate's application. No refunds will be given for a candidate that does not complete the audit.

#### VII. Examination Administration

ABNN contracts with PSI Services to provide examination services. PSI carefully adheres to industry standards for development of practice-related, criterion-references examinations to assess competency and is responsible for administering the SCRN exam and scoring and reporting examination results.

The SCRN exam is offered during three exam windows each year in computer-based testing (CBT) format. Examinations are delivered by computer at approximately 300 PSI test centers located throughout the United States and internationally. For a current list of sites visit: <https://test-takers.psiexams.com/abnn>. Please note that you will be unable to register for a testing site until you have submitted and received confirmation of your completed online exam application by ABNN.

The CBT exam will be offered during the following windows:

- February 1–28
- May 1–31
- September 1–30

The examination is administered by appointment only. Appointment starting times may vary by location. Evening and Saturday appointments may be scheduled based on availability. Available dates will be indicated when scheduling your examination. Candidates are scheduled on a first-come, first-served basis.

Examinations will not be offered on the following U.S. holidays:

- New Year's Day
- Martin Luther King Jr. Day
- Memorial Day
- Independence Day
- Labor Day
- Thanksgiving Day (and the following Friday)
- Christmas Eve
- Christmas Day

## **VIII. Requests for Testing Accommodations**

PSI complies with the Americans with Disabilities Act and strives to ensure that no individual with a disability— as defined by the ADA as a person who has a physical or mental impairment that substantially limits one or more major life activities, a person who has a history or record of such an impairment, or a person who is perceived by others as having such an impairment—is deprived of the opportunity to take the examination solely by reason of that disability. PSI will provide reasonable accommodations for candidates with disabilities, except where it may fundamentally alter the examination, influence the examination results, or result in an undue burden. Candidates requesting special accommodations must complete the online PSI Accommodations form to schedule their examination once completing the online exam application: [https://psi-cdexp.zendesk.com/hc/en-us/requests/new?ticket\\_form\\_id=360000991112](https://psi-cdexp.zendesk.com/hc/en-us/requests/new?ticket_form_id=360000991112)

1. Wheelchair access is available at all established test centers. Candidates must advise PSI at the time of scheduling that wheelchair access is necessary.
2. Candidates with visual, sensory, physical or learning disabilities that would prevent them from taking the examination under standard conditions may make a request for special accommodations and arrangements which will be reviewed by PSI.

Verification of the disability and a statement of the specific type of assistance needed must be submitted online at least 45 calendar days prior to your desired examination date by completing PSI's online form: [https://psi-cdexp.zendesk.com/hc/en-us/requests/new?ticket\\_form\\_id=360000991112](https://psi-cdexp.zendesk.com/hc/en-us/requests/new?ticket_form_id=360000991112). Attach the Documentation of Disability-Related Needs form (which must be completed by an appropriate licensed professional) with your online request. PSI will review the submitted forms and will contact you regarding the decision for accommodations.

Accommodations for Remote Proctoring will follow the same process as above. If the accommodation request would compromise the examination security, the candidate will be directed to an in-person testing location.

For Exam Accommodations questions/concerns, please call 1-800-367-1565 ext. 6750 Monday through Friday, 8 a.m. to 5 p.m. CST.

## IX. Scheduling an Examination Appointment

After you have registered for the examination and received notification of your eligibility by email and/or letter, you may schedule the examination by one of the following methods:

**Schedule online:** Schedule a testing appointment online at any time by using PSI's Online Application/Scheduling service at <https://test-takers.psiexams.com/abnn>. To use this service follow these steps: Go to <https://test-takers.psiexams.com/abnn> and select "Begin Scheduling". Follow the simple step-by-step instructions to create a record with PSI using your PSI ID # located in your ABNN Certification Center Exam Widget (begins with NS#####), choose your examination program, and register for the examination.

Please view the **Scheduling Step-by-Step instructions below** for detailed instructions on how to schedule your exam online.

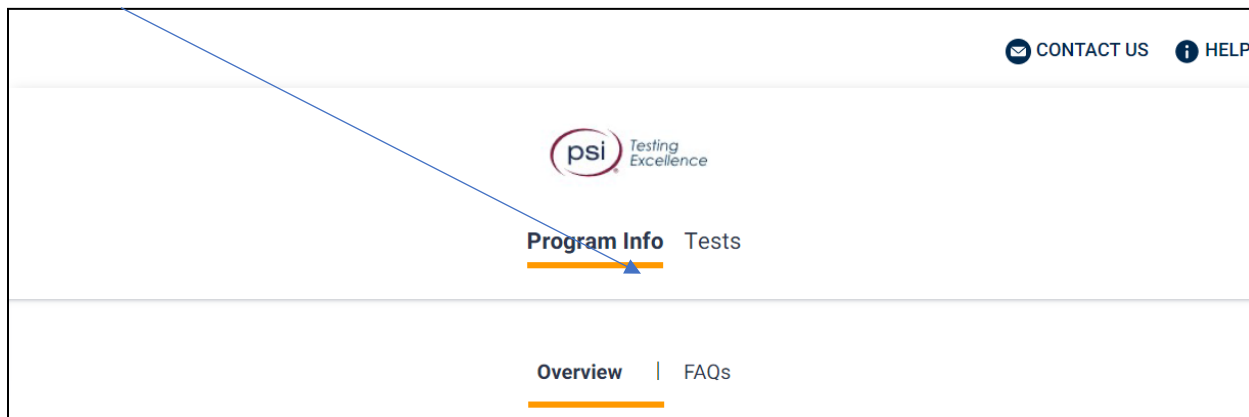
**Schedule by email:** Email PSI at [ABNN.Support@psionline.com](mailto:ABNN.Support@psionline.com) with your name, PSI ID# (located in your Certification Center Exam Widget beginning with NS#####), requested schedule dates and preferred testing site. PSI will contact you within 24-48 hours when scheduling via email.

**Schedule by phone:** Call PSI toll-free at 1-855-340-0087 to schedule an examination appointment from 7:00 a.m. to 9:00 p.m. (Central Time) Monday through Thursday, 7:00 a.m. to 7:00 p.m. on Fridays, and 8:30 a.m. to 5:00 p.m. on Saturdays.

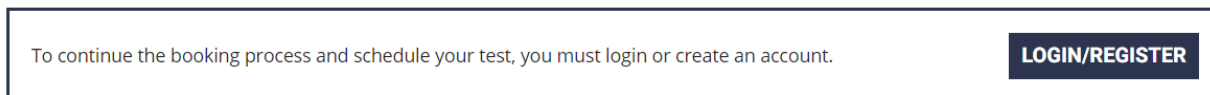
When you contact PSI to schedule an appointment, please be prepared to confirm a date and location for testing and to provide your name and candidate identification number (from PSI's email scheduling notice). All individuals are scheduled on a first-come, first-served basis.

### HOW TO BOOK THE EXAM

1. You will receive an eligibility email from ABNN. Select the link imbedded in the email or select the following URL: <https://test-takers.psiexams.com/abnn>.
2. Select **TESTS** to create an account.



3. Select the Examination. You are ready to create an account. Select **LOGIN/REGISTER**.





4. You will be prompted to **CREATE AN ACCOUNT** with PSI.
  - **IMPORTANT:** You MUST use your PSI ID # located in your ABNN Certification Center Exam Widget (beginning with NS#####) when creating your account.
  - The first and last name must be the same as you provided on your ABNN application and match exactly with your current, valid, government-issued ID.

<input type="text" value="ID *"/>	
<input type="text" value="First Name *"/>	<input type="text" value="Last Name *"/>
<input type="text" value="Middle Name"/>	<input type="text" value="Generation"/>
<input type="text" value="Email *"/>	
<input type="text" value="Password *"/>	<b>Your password must contain:</b> <ul style="list-style-type: none"> <li>• At least one capital letter A-Z</li> <li>• At least one lower case letter a-z</li> <li>• At least one number 0-9</li> <li>• At least one special character !@#V\$%V^&amp;V/*</li> <li>• At least 8 and up to 32 characters</li> </ul>
<input type="text" value="Confirm Password *"/>	

5. Select your test format: **Test Center** or **Remote Online Proctored**

**Modality**


<div style="border: 2px solid blue; padding: 10px;">  <p>Site Proctored</p> <p style="background-color: blue; color: white; padding: 5px; display: inline-block;"><b>SELECTED</b></p> </div>	<div style="border: 1px solid gray; padding: 10px;">  <p>Atlas Remote Proctored</p> <p style="background-color: gray; color: white; padding: 5px; display: inline-block;"><b>SELECT</b></p> </div>
---	---

**Scheduling at a Test Center** *If Online Remote Proctored is selected, go to **STEP 9**.*

6. If **Test Center** is selected, enter the “**City or Postal Code**” and select **FIND**.

**Search Test Center Location**

<input type="text" value="City, province, or postal code"/>	<input type="text" value="Radius 5"/>
---	---------------------------------------



7. Select a date and time to book an appointment.

Choose a Date and Time

The screenshot shows a date selection interface. On the left, a calendar for October 2021 is displayed with the 8th selected. On the right, a panel titled "Time slots available for October 08, 2021" shows two available slots: 08:00 AM and 01:30 PM.

8. You will receive a message confirming the Test Center, booked date, and booked time. Please review the booking before selecting **CONFIRM**. Once your booking is confirmed, select **DONE**.

The screenshot shows a confirmation message with the following details:

- Booking Confirmed!!** [Print Confirmation](#)
- Email Address: asingla81@psionline.com
- Home Phone: 111224444
- Office Phone: 2221112345

## Scheduling via Remote Proctor

9. If **Online Remote Proctoring** was selected, enter the "Country and Timezone" and select **NEXT**.


The screenshot shows a form with the following elements:

- Select Timezone:**
- Select Country \*** dropdown menu (United States)
- Timezone** dropdown menu
- CANCEL** button
- NEXT** button

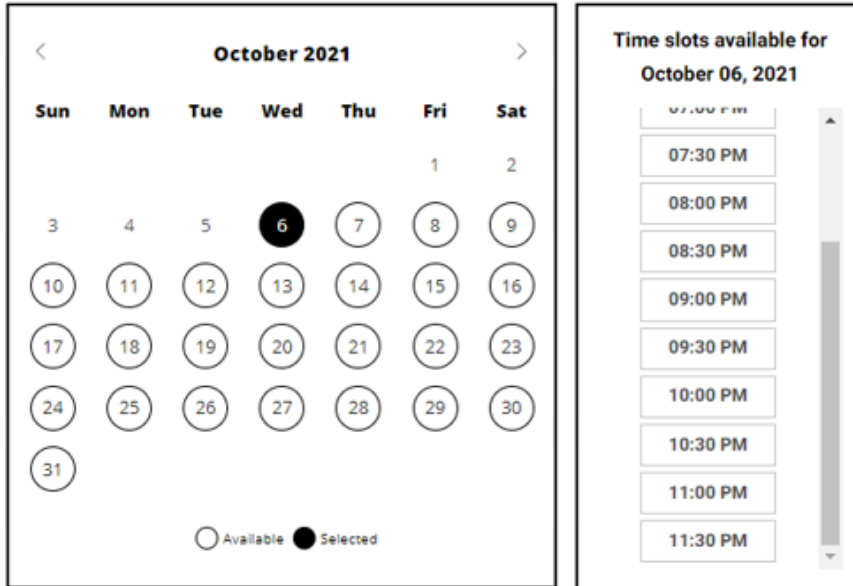


10. Select a date and time to book an appointment to take the test.

**Book Your Test:**

 (UTC: -08:00) Pacific Time (America/Los\_Angeles)  
[Change Timezone](#)

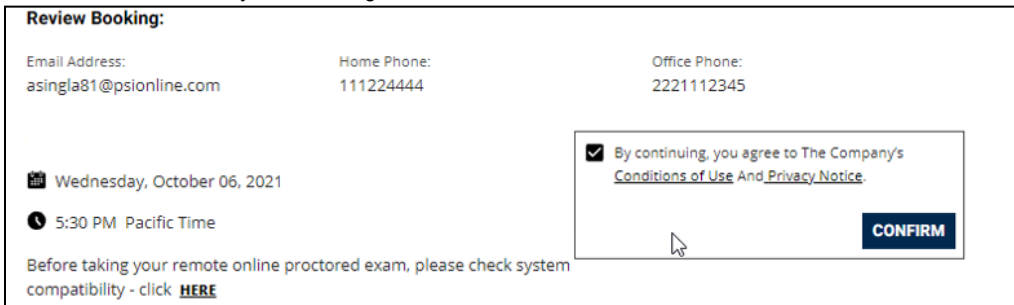
**Choose a Date and Time**



The interface consists of two main panels. The left panel is a calendar for October 2021. The days of the week are listed at the top: Sun, Mon, Tue, Wed, Thu, Fri, Sat. The dates are arranged in a grid. The date '6' (Wednesday) is highlighted with a black circle, indicating it is selected. A legend at the bottom shows a white circle for 'Available' and a black circle for 'Selected'. The right panel is titled 'Time slots available for October 06, 2021'. It contains a vertical list of time slots: 07:00 PM, 07:30 PM, 08:00 PM, 08:30 PM, 09:00 PM, 09:30 PM, 10:00 PM, 10:30 PM, 11:00 PM, and 11:30 PM. A vertical scrollbar is on the right side of the list.


CANCEL **NEXT**


11. You will receive a message confirming the test format, booked date, and booked time. Please review the booking before selecting **CONFIRM**. Once your booking is confirmed, select **DONE**.



**Review Booking:**

Email Address: asingla81@psionline.com      Home Phone: 111224444      Office Phone: 2221112345

 Wednesday, October 06, 2021

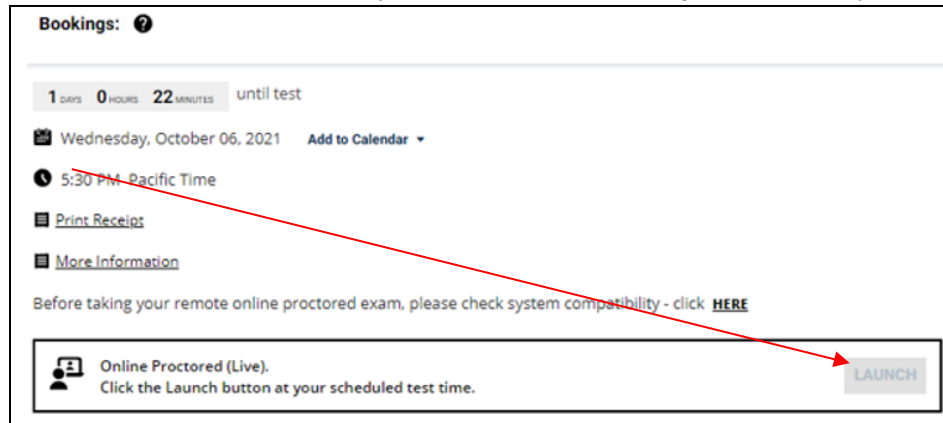
 5:30 PM Pacific Time

Before taking your remote online proctored exam, please check system compatibility - click [HERE](#)

By continuing, you agree to The Company's [Conditions of Use And Privacy Notice](#).

**CONFIRM**

12. Your booking will now display in your account. You will be able to **LAUNCH** your test within 30 minutes of your booked test time. **IMPORTANT: BE SURE TO CHECK THE COMPATIBILITY OF YOUR COMPUTER** to include Audio/Video Check, Webcam Check and System Check. Prior to testing, click **HERE** in your account.



**Bookings:** ⓘ

1 DAYS 0 HOURS 22 MINUTES until test

📅 Wednesday, October 06, 2021 [Add to Calendar](#) ▾

🕒 5:30 PM Pacific Time

🖨️ [Print Receipt](#)

📄 [More Information](#)

Before taking your remote online proctored exam, please check system compatibility - click [HERE](#)

👤 Online Proctored (Live).  
Click the Launch button at your scheduled test time. [LAUNCH](#)

By not starting your test within 15 minutes after your booked time, you forfeit your test fee or test eligibility. Fees and test eligibilities are non-refundable. If you have any questions regarding your compatibility check, or if you experience issues launching your test, you may contact PSI's technical support team at (844) 267-1017.

## X. Rescheduling an Examination Date

If you have already scheduled your date and time for the exam, you may reschedule your appointment ONCE at no charge to a date within your eligibility window by calling PSI online at <https://test-takers.psiexams.com/abnn> or by calling 1-855-340-0087 at least 2 business days prior to your scheduled appointment. The following schedule applies:

If your examination is scheduled on...	You must call PSI by 3:00 p.m. Central time to reschedule the examination by the previous...
Monday	Wednesday
Tuesday	Thursday
Wednesday	Friday
Thursday	Monday
Friday/Saturday	Tuesday

## XI. Exam Window Postponement

Candidates may not extend or postpone their exam eligibility window. If you do not complete the exam before your eligibility window expires, you will be required to submit a new application and pay all associated fees.

## XII. Exam Application Cancellation

If you have applied to take the SCRIN examination and have not scheduled the exam date and location, and you need to cancel the application, please contact ABNN at [info@abnncertification.org](mailto:info@abnncertification.org).

Withdrawal requests received by the ABNN office **at least 7 days** prior to the exam eligibility end date will receive a refund of their application fee minus a \$100 administrative fee. Examination withdrawals received by the office fewer than 7 days prior to the exam eligibility end date will **receive no refund**.

### ***Missed Appointments and Forfeitures***

You will forfeit your examination registration and all fees paid to take the examination under the following circumstances:

- You do not complete the audit, if selected.
- You wish to reschedule an examination but fail to contact PSI at least 2 business days prior to the scheduled testing session.
- You do not sit during your exam eligibility period.
- You appear more than 15 minutes late for an examination.
- You fail to report for an examination appointment.

A new, complete application and examination fee are required to reapply for examination.

## XIII. Inclement Weather, Power Failure, or Emergency

In the event of inclement weather or unforeseen emergencies on the day of an examination, PSI will determine whether circumstances warrant the cancellation and subsequent rescheduling of an examination. The examination will usually not be rescheduled if the test center personnel are able to open the test center.

Visit the [www.psonline.com/openings](http://www.psonline.com/openings) website prior to the examination to determine if PSI has been advised that any test centers are closed. Every attempt is made to administer the examination as scheduled; however, should an examination be canceled at a test center, all scheduled candidates will receive notification following the examination regarding rescheduling or reapplication procedures.

If power to a test center is temporarily interrupted during an administration, your examination will be restarted. The responses provided up to the point of interruption will be intact, but for security reasons, the questions will be scrambled.

## XIV. Computer-Based Testing (CBT) Examination Procedures

### ***Taking the Examination***

Your examination will be given by computer at a PSI test center or via Live Remote Proctoring (LRP). LRP is a safe, secure, and convenient way to schedule and sit for your CNRN or SCRN examination from your home, office, or other secure location using their own computer, rather than going to a testing center. The remote proctoring option means that a remote proctor is actively watching the candidate during the time of the test administration in order to safeguard the exam integrity and validity. This is similar to the role of a proctor during an in-person exam at a testing center. You do not need any computer experience or typing skills to take your examination. For in-person candidates, For LRP candidates, please see additional information and processes below.

### ***In-person Candidates Exam Day Requirements/Process***

On the day of your examination appointment, report to the test center 30 minutes before your scheduled testing time. Look for signs indicating PSI test center check-in. **If you arrive more than 15 minutes after the scheduled testing time, you will not be admitted.**

### ***Identification***

To gain admission to the test center, you must present one form of identification that contains a current photograph. The form of identification must be valid and include your current name and signature. You will also be required to sign a roster for verification of identity. You **MUST** bring one of the following\*:

- Driver's license with photograph
- State identification card with photograph
- Passport
- Military identification card with photograph.

*\*No forms of temporary identification will be accepted.*

If your name on your exam registration is different than it appears on your identification, you must bring proof of your name change (e.g., marriage license, divorce decree, or court order).

### ***Personal Belongings***

No personal items, valuables, or weapons should be brought to the test center. Only wallets and keys are permitted. Coats must be left outside the testing room. You will be provided a soft locker to store your wallet and/or keys with you in the testing room. You will not have access to these items until after the examination is completed. Please note the following items will not be allowed in the testing room except securely locked in the soft locker:

- watches
- hats

Once you have placed everything into the soft locker, you will be asked to pull out your pockets to ensure they are empty. If all personal items will not fit in the soft locker you will not be able to test. The site will not store any personal belongings. If any personal items are observed in the testing room after the examination is started, the administration will be forfeited.

### ***Remote Proctoring Exam Day Requirements/Process***

On the day of your examination appointment, please log-in 15 minutes before your scheduled testing time. **If you arrive more than 15 minutes after the scheduled testing time, you will not be admitted.**

### ***Technical Requirements***

- Hardware compatibility – Laptop or desktop computer (PC/MAC) only (iPad, Chromebook and other tablets will NOT work).
  - Webcam, microphone, and speakers are required
  - Dual screens are NOT allowed
- Operating System – Windows 7 and higher and MAC 10
- Internet –
  - Stable Broadband internet connection (minimum 500 Kbits per second or higher)
  - A wired connection is preferred over wireless (WiFi)
- Browser – Google Chrome 58.0 or higher. This is the only browser supported.
- System Check – All LRP candidate **MUST** do a [system check](#) prior to their scheduled exam
- Other Requirements:

- Flash player - (for PC users)
- Ability to download and install a small program: PSI's secure web browser (provided the day of the exam). Please note: **In work environments with firewalls, you must have administrative access to disable the firewall. This must be ensured prior to taking an exam on a work computer.** The compatibility test does not test for administrative rights and firewalls.
- Candidates must be able to use the computer in a private room without interruption.

If you experience problems during your exams, any of the following may be required:

- another room scan
- showing your id
- contacting PSI technical and/or customer support at 855-340-0087.
- PSI may need to access your computer remotely to help resolve any technical issues.

### ***Candidate Check-In Process/Room Scan***

- Identification Process
  - One form of current ID is required and must be presented to the proctor before the exam starts. Identification presented must be current or unexpired and contain a signature and a photo. The first and last name must match the candidate's registration name exactly. Candidates will not be allowed to test without proper ID. Acceptable forms of ID are: Driver's License, State/Providence ID card; U.S. Visa; or international passport. Military IDs are not accepted for identification for online remote proctored exams.
  - The proctor will ask you to show your photo ID. Hold it up to the webcam to verify your identity.
  - The proctor will ask you to verify the name of the exam you are taking and ask you to agree to the PSI and ABNN Examination Rules regarding exam confidentiality.
- Systems Check
  - The proctor will instruct you to Download the Secure Browser (if not already done).
  - The proctor will check to make sure your webcam and microphone are working properly, and that screen sharing has been activated. You will be asked to share your screen for all connected equipment.
- 360-Degree Room Scan
  - The proctor will ask you to slowly move the webcam around the room to verify that you are alone and that your desk is clear of restricted items. A proctor will continuously monitor both the test taker and the testing environment.
    - See Security and Examination Restrictions below for further information.
- Photograph
  - You must agree to have your photograph taken as part of the admission procedure for both in-person and remote proctored tests. If you do not agree, you will not be admitted for the exam.

### ***Assessment Center/Remote Proctoring (LRP) Security***

PSI administration and security standards are designed to ensure all candidates (regardless of testing modality) are provided the same opportunity to demonstrate their abilities. The assessment center is continuously monitored by audio and video surveillance equipment for security purposes.

The following security procedures apply during the examination for both in-person and remote proctoring:

- Examinations are proprietary. No cameras, notes, tape recorders, pagers, or cellular/smart phones are allowed in the testing room. Possession of a cellular/smart phone or other electronic devices is strictly prohibited and will result in dismissal from the examination.
- Calculators are not necessary as all calculations found on the examination can be performed without the aid of a calculator. However, in-person testing candidates are permitted to bring a personal calculator and use it during the examination. The only type of calculator permitted is a simple battery-powered pocket calculator that does not have an alphanumeric keypad and does not have the capability to print or to store or retrieve data. You **MUST** present/show your calculator to the examination proctor for inspection **PRIOR** to the start of the examination. Using a calculator during the examination that has **NOT** been inspected may result in dismissal from the examination. **LRP candidates may use the computer calculator as long as the proctor is notified.**
- No guests, visitors, or family members are allowed in the testing room or reception areas.
- For in-person exam takers, candidates may be subject to a metal detection scan upon entering the examination room.

## Examination Restrictions

- Pencils will be provided during check-in. LRP candidates may use a pencil that has been shown during the room scan prior to the exam.
- In-person candidates will be provided with one piece of scratch paper at a time to use during the examination, unless noted on the sign-in roster for a particular candidate. You must return the scratch paper to the supervisor at the completion of testing or you will not receive your score report. LRP candidates may use one piece of blank scratch paper that has been reviewed during the room scan prior to the exam. They must shred the scratch paper at the completion of testing or they will not receive their score report.
- No documents or notes of any kind may be removed from the test center.
- No questions concerning the content of the examination may be asked during the examination.
- Eating, drinking, or smoking will not be permitted in the test center and/or examination room.
- You may take a break whenever you wish, but you will not be allowed additional time to make up for time lost during breaks.

## Misconduct

If you engage in any of the following conduct during the examination you may be dismissed, your scores will not be reported, and examination fees will not be refunded. Example of misconduct are when you:

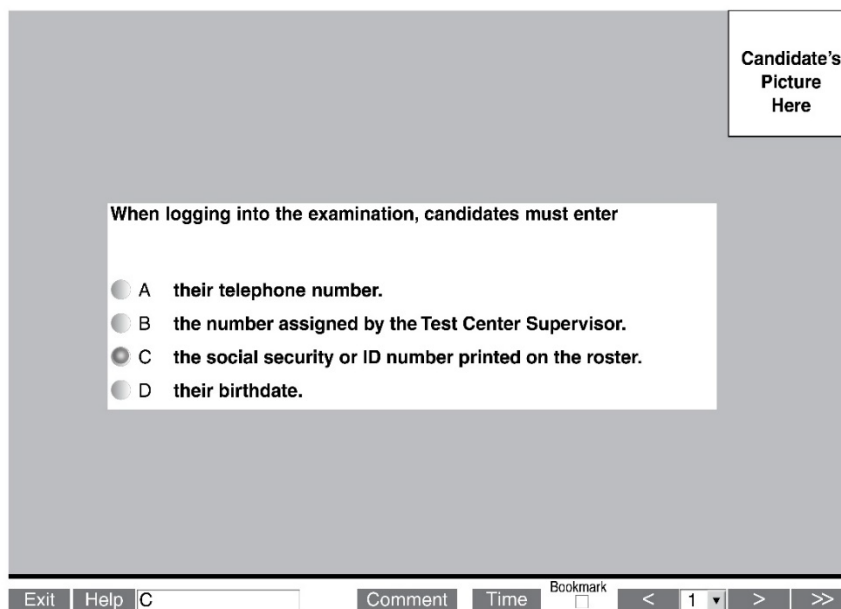
- create a disturbance, are abusive, or otherwise uncooperative
- display or use electronic communications equipment such as pagers, cellular/smart phones
- talk or participate in conversation with other examination candidates or people outside of exam room
- give or receive help or are suspected of doing so
- leave the test center during the administration
- attempt to record examination questions or make notes
- attempt to take the examination for someone else
- are observed with personal belongings
- are observed with notes, books, or other aids without it being noted on the roster.

## Practice examination

Prior to attempting the timed examination, you will be given the opportunity to practice taking an examination on computer. The time you use for this practice examination is not counted as part of your examination time. When you are comfortable with the computer testing process, you may quit the practice session and begin the timed examination.

## Timed examination

Following the practice examination, you will begin the timed examination. Before beginning, instructions for taking the examination are provided on-screen. The examination contains 170 questions. Three hours are allotted to complete the examination. The following is a sample of what the computer screen will look like when candidates are attempting the examination:



The computer monitors the time you spend on the examination. The examination will terminate if you exceed the time limit. You may click on the "Time" button in the lower right portion of the screen to monitor your time. A digital clock indicates the time remaining for you to complete the examination. The time feature may also be turned off during the examination.

Only one examination question is presented at a time. The question number appears in the lower right portion of the screen. The entire examination question appears onscreen (i.e., stem and four options labeled: A, B, C, and D). **Indicate your choice by either entering the letter of the option you think is correct (A, B, C, or D) or clicking on the option using the mouse.** To change your answer, enter a different option by typing A, B, C, or D or clicking on the option using the mouse. You may change your answer as many times as you wish during the examination time limit.

To move to the next question, click on the forward arrow (>) in the lower right portion of the screen. This action will move you forward through the examination question by question. If you wish to review any questions, click the backward arrow (<) or use the left arrow key to move backward through the examination.

A question may be left unanswered for return later in the examination session. Questions may also be bookmarked for later review by clicking in the blank square to the right of the Time button. Click on the double arrows (>>) to advance to the next unanswered or bookmarked question on the examination. To identify all unanswered and bookmarked questions, repeatedly click on the double arrows (>>). When the examination is completed, the number of questions answered is reported. If not all questions have been answered and there is time remaining, return to the examination and answer those questions. Be sure to answer each question before ending the examination. **There is no penalty for guessing.**

Online comments may be entered for any question by clicking on the Comment button to the left of the Time button. This opens a dialog box where comments may be entered. Comments will be reviewed, but individual responses will not be provided.

## **XV. Notification of Examination Results**

1. All exam candidates will be notified of their pass/fail status with an explanation of their scaled score and the passing scaled score at the testing site or via email for LRP. Certificates will be mailed to those who pass within 4-6 weeks of their examination date.
2. It is the candidate's responsibility to notify the ABNN office of any errors or changes in contact information prior to the examination. A \$25 fee will be assessed to correct certificates with misspelled names if the candidate does not follow the above instructions. Candidates are prompted to verify name and address information when scheduling their exam online.
3. In computer-delivered testing, the computer accepts responses from a keyboard or mouse in digitized form. As a result, computer-administered testing eliminates problems that may have previously arisen with scanning paper-and-pencil answer sheets, since all responses are recorded by candidates during their examination. However, verification of examination scores from electronic responses can be requested if **received by** PSI in writing within 90 days of the exam date. The verification results are sent to the candidate within six (6) weeks. The candidate must assume the cost of rescoring.

## **XVI. Confidentiality of Examination Results**

Examination results are released only to the candidate at the close of the exam. In response to specific inquiries, and with permission of the individual SCRNs, verification of current SCRNs will be provided. Group data without individual identifying information may be used for research and study purposes, and may be released to other groups with a specific interest in nursing certification.

## **XVII. Retaking the Examination**

Candidates who do not achieve a passing score may reapply for subsequent examinations. Candidates are eligible to test one time per examination window, but may not take the exam more than three times in 12 months. Repeat candidates must submit a new application and full examination fee.

## **XVIII. Duration of Certification**

SCRN certification is effective for a period of five (5) years. The actual expiration date of a SCRN certificate is December 31<sup>st</sup> of the 5<sup>th</sup> year after certification (i.e., certification of SCRNs certified in February, May, or September 2023 expires on December 31, 2028). To renew certification prior to the expiration date, the certificant may either retake the certification exam or submit documentation of the required continuing education contact hours and work hours in stroke nursing during the 5<sup>th</sup> year of the certification cycle. Apply to recertify by the October 1<sup>st</sup> early bird deadline to save \$85. Continuing education credits begin to be eligible toward recertification effective immediately following the month of successful examination. ABNN will provide reminder information in the middle of the year that the candidate is due to recertify. However, it is ultimately the responsibility of the SCRN to initiate the recertification process. Applications for recertification will not be accepted prior to the 5<sup>th</sup> year of the certification cycle with an early bird application deadline of October 1<sup>st</sup>.

## **XIX. The SCRN Credential**

Each passing candidate will receive a certificate indicating attainment of certification. Successful completion of the examination entitles the candidate to use the credential SCRN. Please note, however, that the SCRN does not replace use of the designation, RN.

## **XX. Revocation of Certification**

Causes for revocation of certification include:

- The SCRN did not possess the required qualification and requirements for the examination, whether or not such deficiency was known to ABNN prior to the examination or at the time of issuance of the certificate;
- The SCRN made a material misstatement or withheld information on the application or in any representation to ABNN, whether intentional or unintentional;
- The SCRN engaged in irregular practices in connection with an examination, whether or not such practices had an effect on the performance of the SCRN on an examination;
- There has been a limitation or termination of any right of the SCRN associated with the practice of stroke nursing in any state, province or country, including the imposition of any requirement of surveillance, supervision or review by reason of violation of a statute or governmental regulation, disciplinary action by any nursing licensing authority, entry into a consent order, or voluntary surrender of license.

No certification shall be revoked unless the SCRN concerned is notified of the intent of ABNN and has an opportunity for a hearing before a select committee of ABNN. Such notification shall be sent by certified mail no less than 30 days prior to the hearing.

## **XXI. Irregularities in Testing**

In addition to Revocation of Certification, applicants should also understand that ABNN may or may not require a candidate to retake the examination, or a portion of the examination, if presented with sufficient evidence that the security of the examination has been compromised, notwithstanding the absence of any evidence of a candidate's personal involvement in such activities.

## **XXII. Denial of Application and Appeal**

Application to take the examination will be denied if the applicant is deemed ineligible for certification, or if documentation does not meet the requirements listed. Falsification of the application, including failure to provide material information, is grounds for denial of the application or for denial of certification. In such cases, the applicant will be notified in writing of the specific reason. There can be no appeal for failure to achieve a passing score on the examination, lack of current RN license, or failure to apply by the deadline. Any applicant whose application for certification is denied approval will automatically be sent information about how to appeal the decision, including steps in the appeal process and additional information required. Applicants denied application approval will receive a refund of the application fee, minus a \$100 administrative fee. *Note: There is no refund if an applicant fails to complete an audit.*

## **XXIII. Copyrighted Examination Questions**

All examination questions are the copyrighted property of ABNN. It is forbidden under federal copyright law to copy, reproduce, record, distribute or display these examination questions by any means, in whole or in part. Doing so may subject the candidate to severe civil and criminal penalties.



## The Examination

The SCRN examination is a generalist exam, and is not intended to emphasize any particular level of care nor any particular developmental level. The exam consists of 170 multiple-choice items with a total testing time of **three (3) hours**. Twenty (20) out of the 170 items are pretest items, which are not scored. (Note: the examination may include additional items that are being tested for future use.) Three levels of knowledge are tested: knowledge; interpretation; and problem solving and evaluation. The following lists include some of the actions associated with each of the knowledge levels.

<b>Knowledge</b>	<b>Interpretation</b>	<b>Problem Solving and Evaluation</b>
Define	Interpret	Compose
Repeat	Apply	Plan
Record	Use	Propose
List	Distinguish	Formulate
Describe	Analyze	Judge
Recognize	Compare	Rate
Explain	Solve	Value
Report	Inspect	Select
Review	Examine	Organize
Relate	Categorize	Evaluate

## XXIV. Commonly Asked Questions about the SCRN Examination

### How is the passing score determined?

The passing score is established by a systematic criterion-referenced procedure that employs the judgment of neuroscience nursing experts from around the country as well as the assistance of professional psychometricians from PSI. With this process, the raw score (i.e., number of correct answers) required to pass an examination form is established; that score relates to the number of correct answers that a minimally competent (borderline expert) candidate would be expected to provide. The final determination of the passing score is made by the ABNN Board of Trustees.

### What is a scaled score?

Scaled scores are used to provide a consistent scale of measurement, so that from one form of the test to the next, the same scaled score represents the same level of knowledge. To calculate a scaled score, the raw score required to pass is first set equal to 200. An analogous situation is with temperature: 0 degree and 32 degrees both represent freezing on different temperature scales. Raw scores below the passing point are converted in linear fashion to scaled scores below 200; those above the passing point are similarly converted to scaled scores above 200. Although much care is taken to ensure that all forms of the examination are similar, new forms may vary somewhat in level of difficulty from earlier ones. A raw score on one may not be comparable, therefore, to a raw score on a different version. To prevent candidates who took a less difficult form of the examination from having an unwarranted advantage over those who took a slightly more difficult form, raw scores are converted to scaled scores that represent comparable levels of achievement.

The test consists of 170 questions; 150 are used to compute candidates' scores and 20 are unscored and being pretested for possible use on future test forms.

### What is the best way to study for the exam?

There is no best way to study. Some suggested preparation materials include, but are not limited to:

*AANN Comprehensive Review for Stroke Nursing*

*AANN Self-Paced Stroke Certified Registered Nurse (SCRN) Review Course*

*AANN Live SCRN Review Webinar*

*AANN Core Curriculum for Neuroscience Nursing*

*SCRN Self-Assessment Examination*

*Fast Facts for Stroke Care Nursing: An Expert Guide, Morrison, K.J.*

*Clinical Practice of Neurological and Neurosurgical Nursing, 8<sup>th</sup> Edition, Hickey, Strayer*

*Nursing Guidelines: AHA/ASA*

*Note: ABNN does not endorse any educational product or program.*

## **XXV. Scope of the Examination**

Attainment of SCRN certification includes successful completion of a general stroke nursing exam that is intended to determine if the candidate possesses the basic knowledge needed to care for stroke patient populations competently. Stroke nursing includes caring for patients across the lifespan and in a variety of settings. While questions may vary in their level of difficulty, the exam tests the candidate's knowledge of core stroke nursing principles.

## **XXVI. Examination Construction**

ABNN conducted a job analysis survey during 2021-2022. The survey examined stroke health problems, human responses in stroke related health problems and specific nursing interventions used to describe Stroke Nursing practice. Based on the responses, the ABNN SCRN Job Analysis Task Force defined a framework for construction of the examination. Following are a detailed content outline of the exam, by categories of disorders, and the exam matrix showing the relative weights of the exam by disorder and type of nursing intervention. Although not all content or human responses are part of the SCRN Examination Matrix, the core of Stroke Nursing knowledge required for specialty practice is clearly represented.

## **XXVII. ABNN SCRIN EXAM**

*(Based on 2021-2022 Job Analysis Study)*

*Disorders - Detailed Content Outline*

### **I. Anatomy, Physiology, and Pathophysiology of Stroke (28 items)**

- A. Vascular Anatomy
- B. Brain Structure
- C. Stroke Types
- D. Stroke Syndromes
- E. Associated Stroke Disorders (e.g., etiology)
- F. Stroke Mimics
- G. Neuroplasticity
- H. Cellular Composition and Changes (e.g., penumbra)

### **II. Hyperacute Care (42 items)**

- A. Initial triage
- B. Assessments
- C. Diagnostic Tests
- D. Treatment Considerations
- E. Thrombolytic Therapy
- F. Hemorrhagic Interventions
- G. Ischemic Interventions
- H. Advanced Interventions (e.g., thrombectomy, surgical)
- I. Complication Management and Education
- J. Medications
- K. Quality Stroke Metrics (e.g., door to needle)
- L. Patient Disposition

### **III. Acute Care (42 items)**

- A. Assessment and Diagnostic Tests
- B. Hemorrhagic Interventions
- C. Ischemic Interventions
- D. Complication Management
- E. Multidisciplinary Plan of Care
- F. Safety Measures
- G. Individualized Care for Activities of Daily Living
- H. Therapeutic Environment (e.g., sensory, positioning)
- I. Psychosocial Care
- J. Education
- K. Quality Stroke Metrics
- L. Medications
- M. Early Rehabilitation and Discharge Planning

### **IV. Post-acute Care (19 items)**

- A. Multidisciplinary Plan of Care
- B. Goals of Rehabilitation
- C. Levels of Rehabilitative Care
- D. Rehabilitation Considerations (e.g., spasticity, safety)
- E. Stroke Education
- F. Medication Management
- G. Community Resources (e.g., support groups)

**V. Primary and Secondary Preventative Care (19 items)**

- A. Comorbidities and Stroke Risk Factors
- B. Prevention Measures and Social Determinants of Health
- C. Diagnostic Tests (e.g., imaging, lab work)
- D. Medication Education and Management
- E. Quality Stroke Metrics (e.g., patient education)
- F. Community Health Education

## Secondary Classifications

1. Correlate deficits or expected complications to site of injury
2. Identify physiologic changes at the cellular level (e.g., penumbra)
3. Identify stroke signs and symptoms (e.g., typical, atypical)
4. Recognize stroke syndromes (e.g., Middle Cerebral Artery Syndrome, Horner's Syndrome, Wallenberg Syndrome)
5. Identify underlying etiology of stroke
6. Identify stroke mimics
7. Differentiate between stroke types (e.g., ischemic, hemorrhagic, transient ischemic attack)
8. Collaborate with multidisciplinary team
9. Assess ABCs
10. Establish chief complaint
11. Identify appropriate level of care (e.g., stroke unit, certified stroke center)
12. Stabilize patients for admission or transfer
13. Activate an emergency stroke response (e.g., EMS, Rapid Response, Code Stroke)
14. Implement door to treatment times (e.g., protocol and pathways)
15. Collect focused medical history
16. Correlate chief complaint with patient's history and signs/symptoms
17. Facilitate diagnostic tests according to clinical practice guidelines (e.g., imaging, lab work)
18. Conduct neurological assessments (e.g., NIHSS, GCS, patient baseline)
19. Differentiate between expected neurological assessment findings and emergent concerns
20. Prioritize patient's needs based on comprehensive and focused assessments (e.g., Hunt & Hess scale, ICH score, modified rankin scale)
21. Assess, monitor, communicate, treat, and document vital signs and pain
22. Assess, monitor, communicate, treat, and document oxygenation and ventilation
23. Assess, monitor, communicate, treat, and document hydration (e.g., IV solutions, oral fluid intake)
24. Assess, monitor, communicate, treat, and document cardiac rate and rhythm
25. Assess, monitor, communicate, treat, and document blood glucose
26. Assess, monitor, communicate, treat, and document intracranial pressure
27. Identify indications and facilitate advanced interventions for ischemic strokes (e.g., thrombolytics, mechanical embolectomy, intra-arterial thrombolysis, hemicraniectomy)
28. Identify indications and facilitate advanced interventions for subarachnoid hemorrhage (e.g., aneurysm clipping or coiling, external ventricular drain placement)
29. Identify indications and facilitate advanced interventions for intracerebral hemorrhagic strokes (e.g., surgical interventions)
30. Identify indications and facilitate interventions for treatment of cerebral vasospasm
31. Calculate, administer, monitor, communicate, and document medications
32. Identify inclusion and exclusion criteria for thrombolytic therapy per clinical practice guidelines
33. Facilitate administration of thrombolytic therapy
34. Manage and assess patient post-thrombolytic administration (e.g., expected vs adverse outcomes) per clinical practice guidelines
35. Recognize signs of reperfusion syndrome and anticipate potential interventions
36. Assess arterial access site and distal extremity post-neurointerventional radiology procedure
37. Identify complications of neurointerventional radiology procedures (e.g., hematoma, arterial dissection, arterial thrombosis, pseudo-aneurysms, bleeding)
38. Correct coagulopathy including use of reversal agents for anticoagulants
39. Identify and manage carotid vascular abnormalities
40. Monitor patient safety before, during, and after procedures
41. Identify indications and post-procedural care for external ventricular drain
42. Identify indications and post-operative care for surgical interventions (e.g., decompression, carotid endarterectomy)
43. Implement safety measures (i.e., infection prevention, fall or seizure precautions)
44. Assess swallowing ability, including risk of aspiration, and implement precautions
45. Implement venous thromboembolism prophylaxis as indicated
46. Facilitate compliance with stroke program quality indicators (e.g., door-to-needle, VTE prophylaxis)
47. Participate in quality improvement projects

48. Provide nursing interventions to address activities of daily living (e.g., early mobilization, range of motion, elimination)
49. Identify, manage, and support rehabilitation needs and goals (e.g., spasticity, cognition, psychosocial, dysphagia)
50. Provide a therapeutic, patient-centered environment to accommodate for patient deficits and needs
51. Assess for and provide patient-centered, inclusive, and culturally sensitive care
52. Facilitate care goals such as discharge planning, palliative care, and end-of-life care
53. Collaborate with care team on nutritional needs (i.e., specialty diets, fluid consistency, alternate forms of nutrition)
54. Create and maintain a patient-centered and multidisciplinary plan of care
55. Facilitate the discharge planning process
56. Incorporate patient-specific transfer techniques and assistive devices
57. Identify and educate on patient-specific comorbidities and stroke risk factors
58. Assess family and/or caregiver dynamics as it impacts care outcomes
59. Recognize psychosocial impact of stroke on patient outcomes (e.g., poststroke depression)
60. Assess barriers and social determinants of health as it impacts care
61. Support the spiritual/emotional needs of patient, family, and caregivers
62. Provide and reinforce stroke education to patients, family, and caregivers, including risk factors, symptoms, and activation of EMS
63. Provide education on primary and secondary preventions and the importance of provider follow-up
64. Provide education about medications and medication management to patients, family, and caregivers
65. Provide stroke education to the community including community outreach programs
66. Identify patient-centered community resources (e.g., support groups, financial support)
67. Collaborate with care team for patient referrals

## REQUEST FOR SPECIAL EXAMINATION ACCOMMODATIONS

If you have a disability covered by the Americans with Disabilities Act, please complete this form online and provide the Documentation of Disability-Related Needs on the next page so your examination accommodations can be processed efficiently. The information you provide and any documentation regarding your disability and your need for examination accommodations will be treated with strict confidentiality.

### Candidate Information

Candidate ID Number \_\_\_\_\_

Name (Last, First, Middle Initial, Former Name) \_\_\_\_\_

Mailing Address \_\_\_\_\_

City \_\_\_\_\_ State \_\_\_\_\_ Zip/Postal Code \_\_\_\_\_

Daytime Telephone Number \_\_\_\_\_

### Special Accommodations

I request special accommodations for the \_\_\_\_\_ examination.

Please provide (check all that apply):

\_\_\_\_\_ Reader

\_\_\_\_\_ Reduced distraction environment

\_\_\_\_\_ Extended examination time (time and a half)

\_\_\_\_\_ Other special accommodations are needed (please specify below)

Comments: \_\_\_\_\_

\_\_\_\_\_

\_\_\_\_\_

\_\_\_\_\_

**PLEASE READ AND SIGN:** I give my permission for my diagnosing professional to discuss with PSI staff my records and history as they related to the requested accommodation.

Signature \_\_\_\_\_ Date \_\_\_\_\_

Submit this information along with documentation from a licensed professional at: [https://psi-cdexp.zendesk.com/hc/en-us/requests/new?ticket\\_form\\_id=360000991112](https://psi-cdexp.zendesk.com/hc/en-us/requests/new?ticket_form_id=360000991112).

If you have questions, call Candidate Services at 1-800-367-1565 Ext 6750.

## DOCUMENTATION OF DISABILITY-RELATED NEEDS

Please have this section completed by an appropriate professional (education professional, physician, psychologist, psychiatrist) to ensure that PSI is able to provide the required examination accommodations.

### Professional Documentation

I have known \_\_\_\_\_ since \_\_\_\_\_ / \_\_\_\_\_ / \_\_\_\_\_ in my capacity as a  
*Candidate Name* *Date*

\_\_\_\_\_  
*Professional Title*

The candidate discussed with me the nature of the examination to be administered. It is my opinion that, because of this candidate's disability described below, he or she should be accommodated by providing the special arrangements listed on the Request for Special Examination Accommodations form.

Description of Disability:

---

---

---

---

---

---

Signed \_\_\_\_\_ Title \_\_\_\_\_

Printed Name \_\_\_\_\_

Address \_\_\_\_\_

Telephone Number \_\_\_\_\_

Date \_\_\_\_\_ License Number (if applicable) \_\_\_\_\_

Submit this form with your online request at: [https://psi-cdexp.zendesk.com/hc/en-us/requests/new?ticket\\_form\\_id=360000991112](https://psi-cdexp.zendesk.com/hc/en-us/requests/new?ticket_form_id=360000991112).

If you have questions, call Candidate Services at 1-800-367-1565 Ext 6750.



# REQUEST FOR DUPLICATE SCRAN EXAMINATION SCORE REPORT

**Directions:** You may use this form to ask PSI, the testing agency, to send you a duplicate copy of your score report. This request must be postmarked no later than one year after the examination administration. Proper fees and information must be included with the request. Please print or type all information in the form below. Be sure to provide all information and include the correct fee, or the request will be returned.

**Fees:** \$25 U.S. Dollars per copy. Please enclose a check or money order payable in U.S. Dollars to PSI Services Inc. Do not send cash. Write your candidate identification number on the face of your payment.

**Mail to:** PSI

SCRAN Examination  
18000 W. 105<sup>th</sup> Street  
Olathe, KS 66061-7543, USA

**Amount enclosed:** \$ \_\_\_\_\_

**Examination Date:** \_\_\_\_\_

*Print your current name and address:*

Name \_\_\_\_\_ Candidate ID \_\_\_\_\_

Street \_\_\_\_\_ City \_\_\_\_\_

State/Prov. \_\_\_\_\_ Zip/Postal Code \_\_\_\_\_ Country \_\_\_\_\_

Daytime Telephone (\_\_\_\_\_) \_\_\_\_\_ Fax (\_\_\_\_\_) \_\_\_\_\_

E-Mail \_\_\_\_\_

*If the above information was different at the time you tested, please write the original information below:*

Name \_\_\_\_\_ Candidate ID \_\_\_\_\_

Street \_\_\_\_\_ City \_\_\_\_\_

State/Prov. \_\_\_\_\_ Zip/Postal Code \_\_\_\_\_ Country \_\_\_\_\_

Daytime Telephone (\_\_\_\_\_) \_\_\_\_\_ Fax (\_\_\_\_\_) \_\_\_\_\_

E-Mail \_\_\_\_\_

Examination Date \_\_\_\_\_ Test Site \_\_\_\_\_

**I hereby request PSI to send a duplicate copy of my score report to the first address shown above.**

Candidate's Signature \_\_\_\_\_ Date \_\_\_\_\_